



# WL Series WORK LIGHT



**WL6-50K**  
Watt: 36W  
Lumen: 3000 lm



**WL8-50K**  
Watt: 73W  
Lumen: 6600 lm



**WL9-50K-T**  
Watt: 72W  
Lumen: 6000 lm



**W10-50K-T**  
Watt: 146W  
Lumen: 13200 lm

## SPECIFICATION:

**Input voltage:** 120V

**LED:** DOB technology

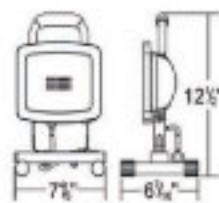
**Color Temp:** 5000K

**Lens:** Tempered glass lens

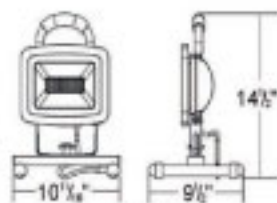
**Construction:** Powder coated die-cast aluminum body. Tool free, quick head adjustment. Foam handle and slip-proof feet on sled base

**Mounting:** H stand and Tripod Available

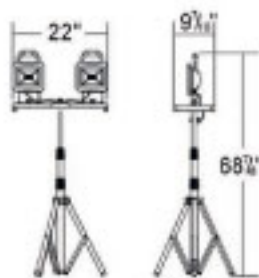
**Surge Protection Device:** 4KV



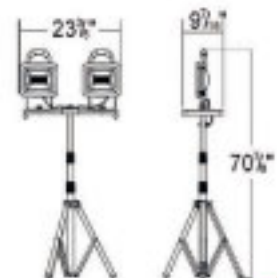
**WL6-50K**



**WL8-50K**



**WL9-50K**



**WL10-50K**



Ascent Technologies  
5625 S. Arville St. Suite A.  
Las Vegas, NV 89118  
[www.ascent-technologies.com](http://www.ascent-technologies.com)  
[ContactMail@ascent-technologies.com](mailto:ContactMail@ascent-technologies.com)

